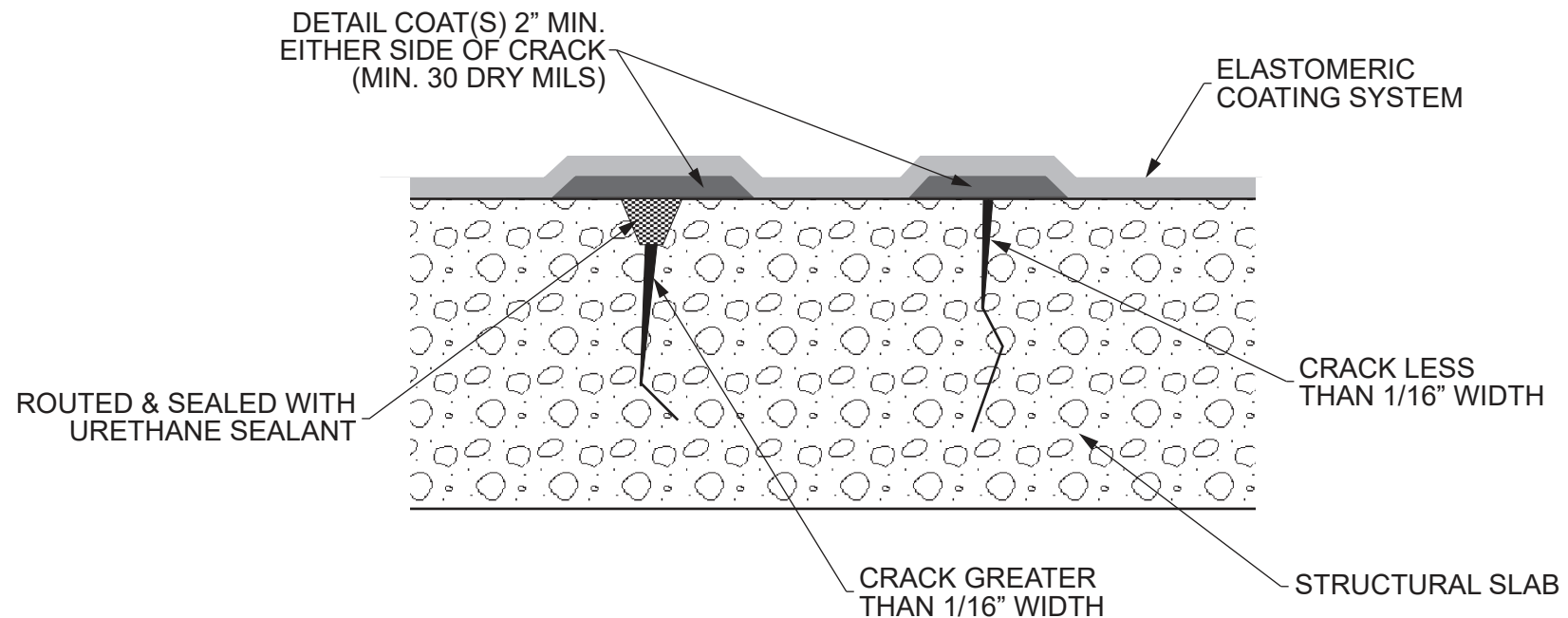


PedaGard M

Table of Contents

Detail, Crack Treatment	Detail Drawings	English	2
Detail, Double-T Crack Control	Detail Drawings	English	3
Detail, Deck Drain	Detail Drawings	English	4
Detail, Typical Deck Flashing	Detail Drawings	English	5
Detail, Horizontal Termination	Detail Drawings	English	6
Detail, Through-Slab Crack Treatment	Detail Drawings	English	7
Detail, Vertical Projection	Detail Drawings	English	8



Note: This detail is utilized in the specification and design of fluid-applied waterproofing, in both new and retrofit applications. It is provided to show a generally recommended procedure for dealing with the condition shown. It will not and cannot provide a specific solution for every condition likely to be encountered in field application. Where field conditions differ, the use of applicable portions of the detail shown or its adaptation by an experienced and conscientious applicator should result in a quality project.



2728 Empire Central
Dallas, Texas 75236
(214)-353-1600
www.neogard.com

Project:

Crack Treatment

Drawn by:

KSK

Scale:

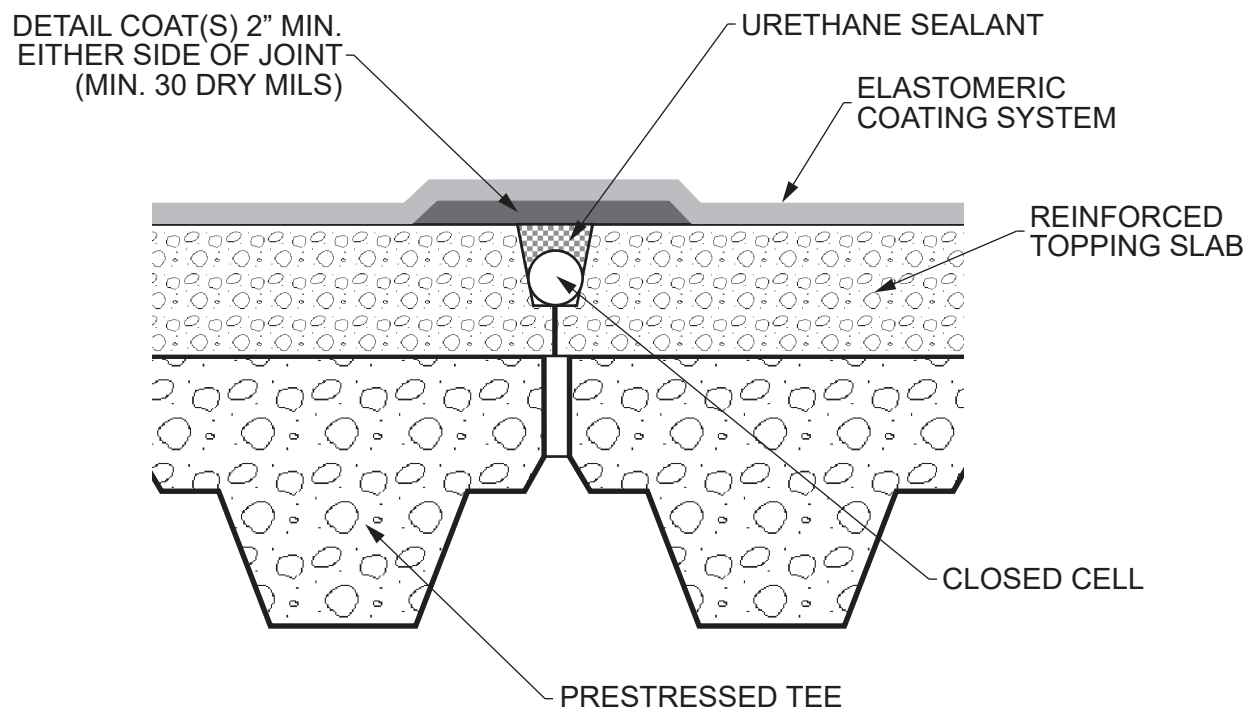
NTS

Date:

03/31/2020

Drawing/Index No.

WPDC_crack-03312020-01



Note: This detail is utilized in the specification and design of fluid-applied waterproofing, in both new and retrofit applications. It is provided to show a generally recommended procedure for dealing with the condition shown. It will not and cannot provide a specific solution for every condition likely to be encountered in field application. Where field conditions differ, the use of applicable portions of the detail shown or its adaptation by an experienced and conscientious applicator should result in a quality project.



2728 Empire Central
Dallas, Texas 75236
(214)-353-1600
www.neogard.com

Project:

Double-Tee Crack Control

Drawn by:

KSK

Scale:

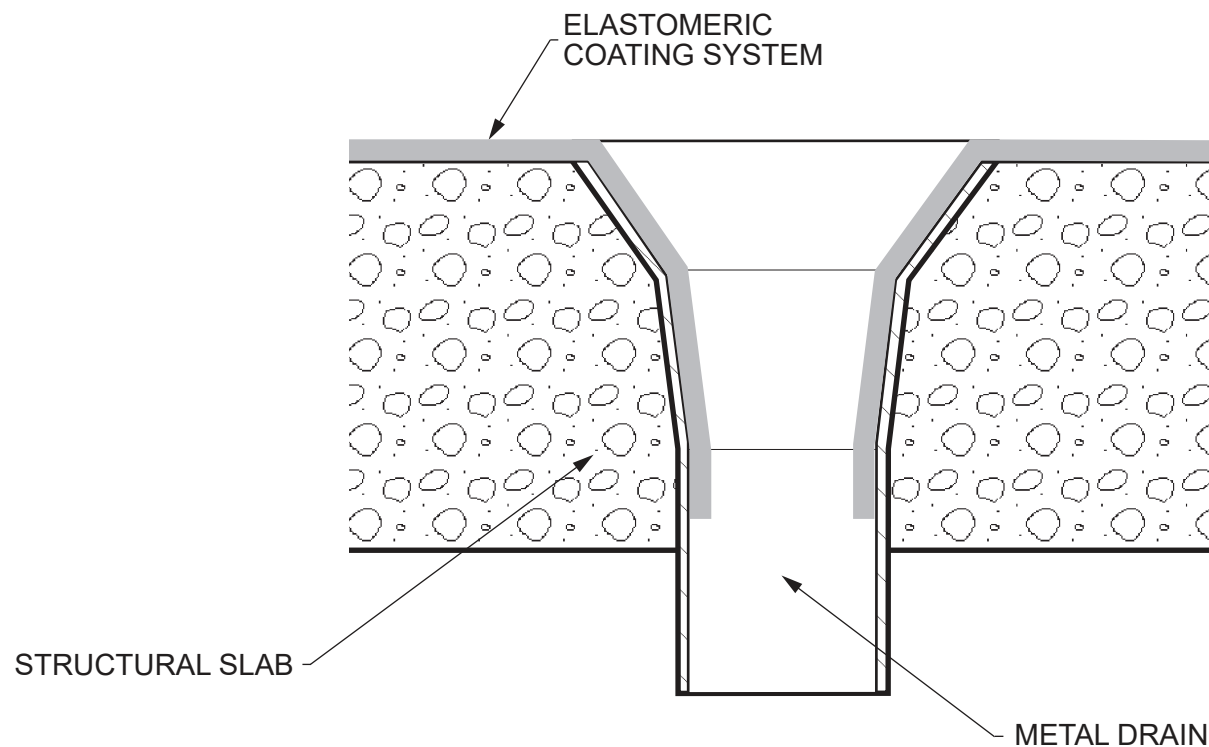
NTS

Date:

04/01/2020

Drawing/Index No.

WPDC_double-tee-04012020



Note: This detail is utilized in the specification and design of fluid-applied waterproofing, in both new and retrofit applications. It is provided to show a generally recommended procedure for dealing with the condition shown. It will not and cannot provide a specific solution for every condition likely to be encountered in field application. Where field conditions differ, the use of applicable portions of the detail shown or its adaptation by an experienced and conscientious applicator should result in a quality project.



2728 Empire Central
Dallas, Texas 75236
(214)-353-1600
www.neogard.com

Project:

Deck Drain

Drawn by:

KSK

Scale:

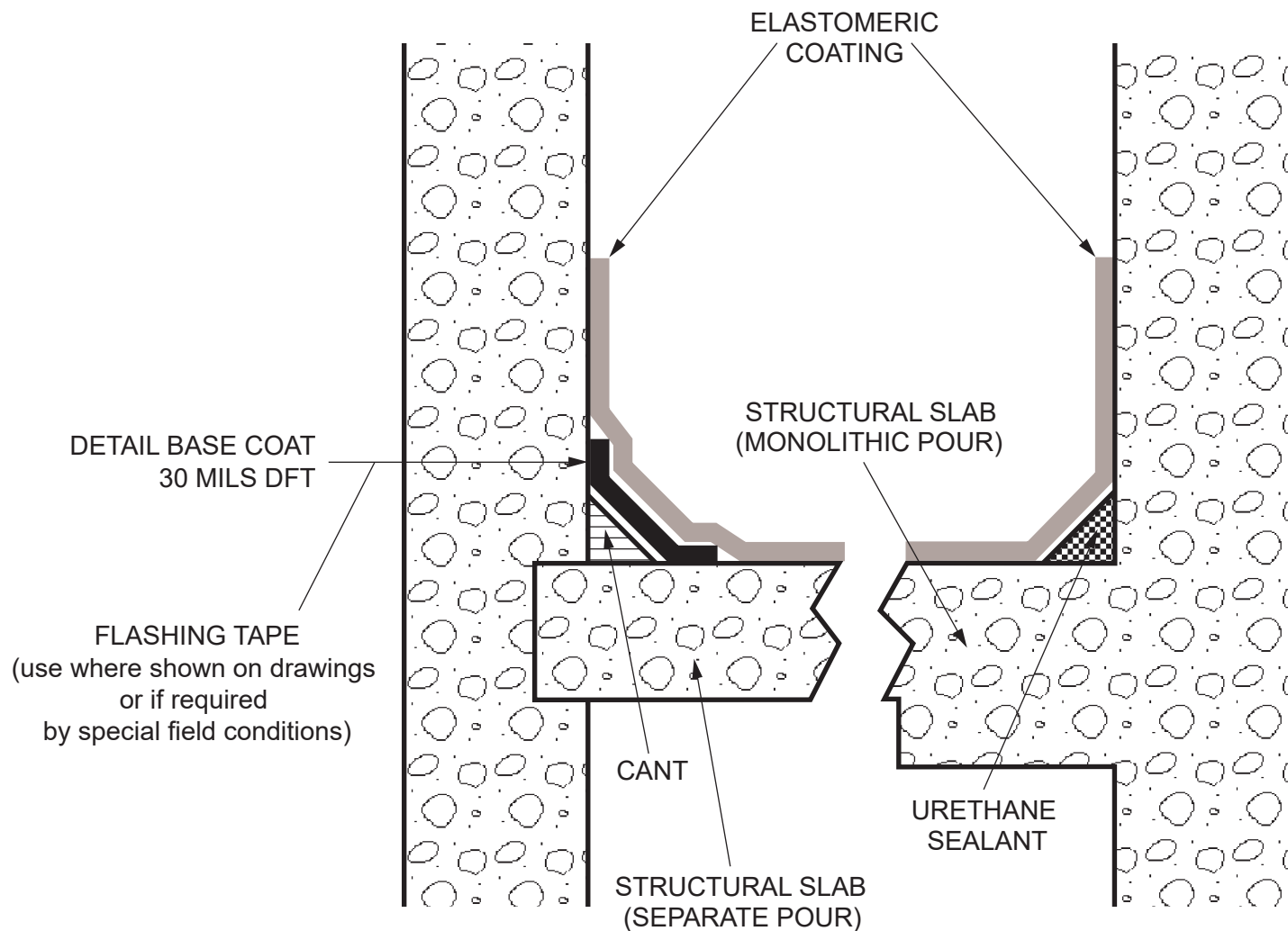
NTS

Date:

04/01/2020

Drawing/Index No.

WPDC_drain-04012020-01



Note: This detail is utilized in the specification and design of fluid-applied waterproofing, in both new and retrofit applications. It is provided to show a generally recommended procedure for dealing with the condition shown. It will not and cannot provide a specific solution for every condition likely to be encountered in field application. Where field conditions differ, the use of applicable portions of the detail shown or its adaptation by an experienced and conscientious applicator should result in a quality project.



2728 Empire Central
Dallas, Texas 75236
(214)-353-1600
www.neogard.com

Project:

Typical Deck Flashing

Drawn by:

KSK

Scale:

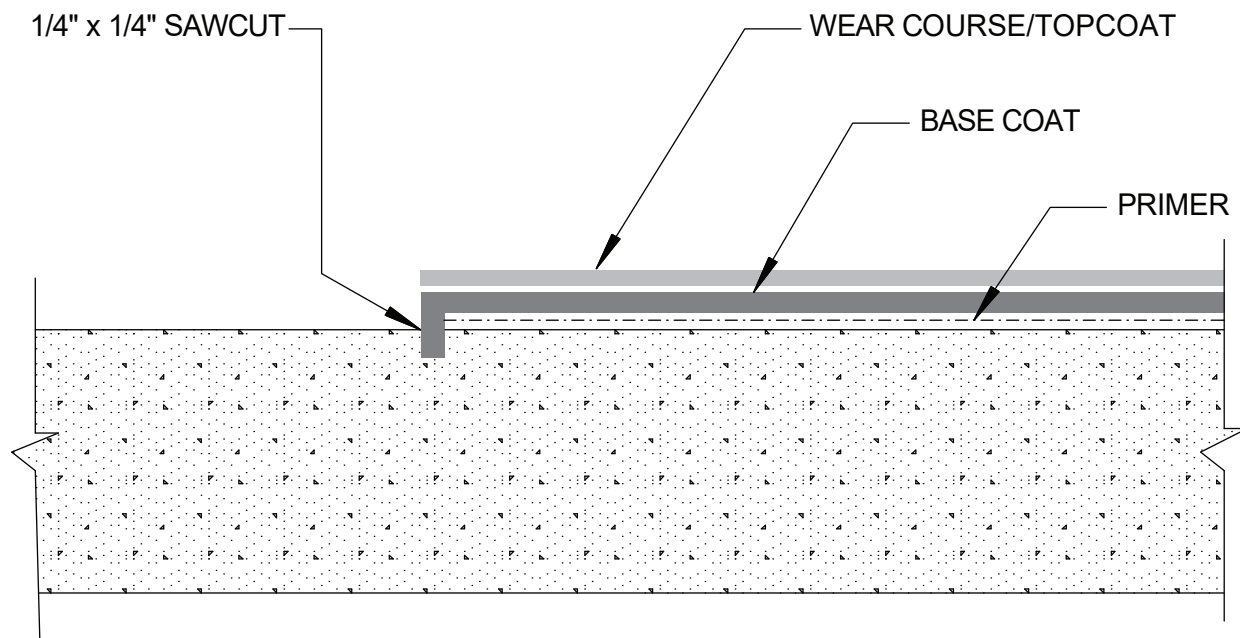
NTS

Date:

10/29/2020

Drawing/Index No.

WPDC_flashing-10292020



Note: This detail is utilized in the specification and design of fluid-applied waterproofing, in both new and retrofit applications. It is provided to show a generally recommended procedure for dealing with the condition shown. It will not and cannot provide a specific solution for every condition likely to be encountered in field application. Where field conditions differ, the use of applicable portions of the detail shown or its adaptation by an experienced and conscientious applicator should result in a quality project.



2728 Empire Central
Dallas, Texas 75236
(214)-353-1600
www.neogard.com

Project:

Horizontal Termination

Drawn by:

K. Kirby

Scale:

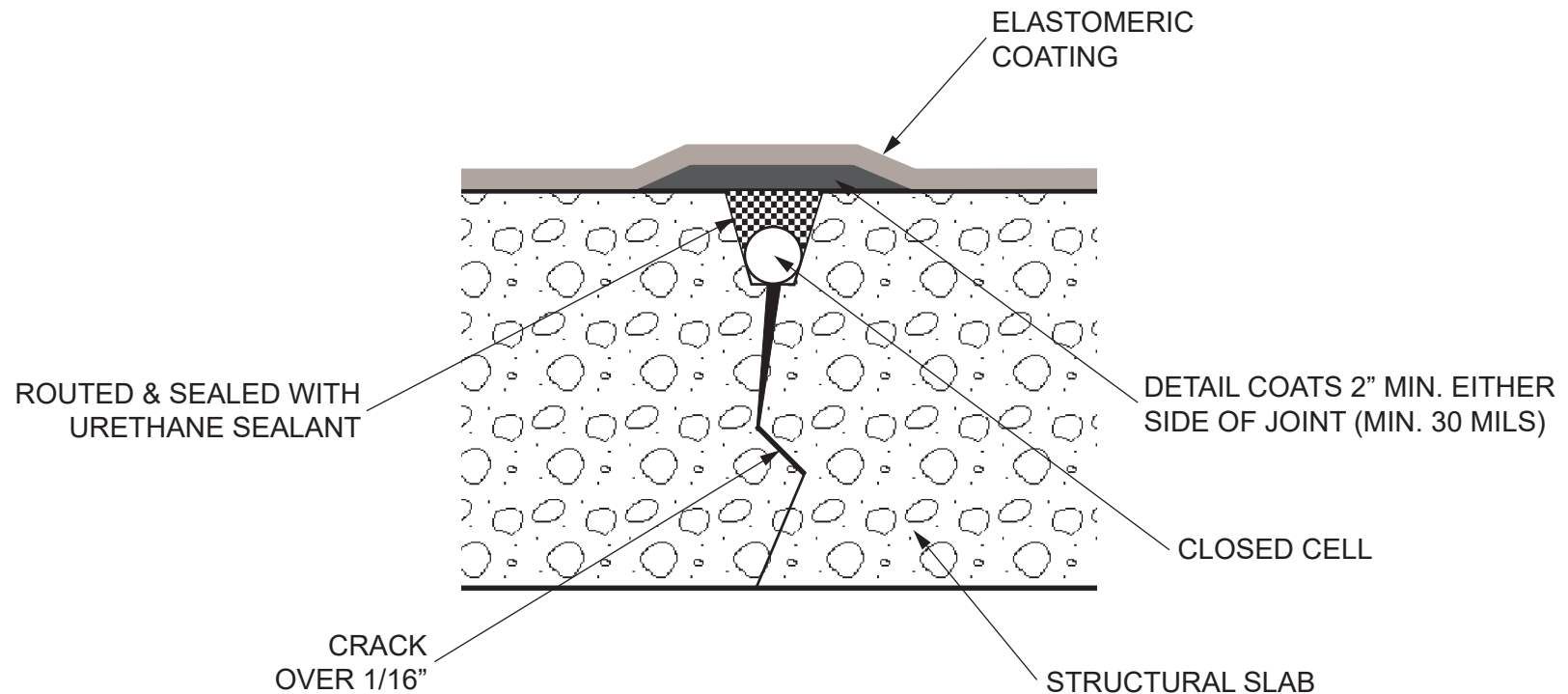
NTS

Date:

04/01/2020

Drawing/Index No.

WPDC_horiz-term-04012020



Note: This detail is utilized in the specification and design of fluid-applied waterproofing, in both new and retrofit applications. It is provided to show a generally recommended procedure for dealing with the condition shown. It will not and cannot provide a specific solution for every condition likely to be encountered in field application. Where field conditions differ, the use of applicable portions of the detail shown or its adaptation by an experienced and conscientious applicator should result in a quality project.



2728 Empire Central
Dallas, Texas 75236
(214)-353-1600
www.neogard.com

Project:

Through-Slab Crack

Drawn by:

K. Kirby

Scale:

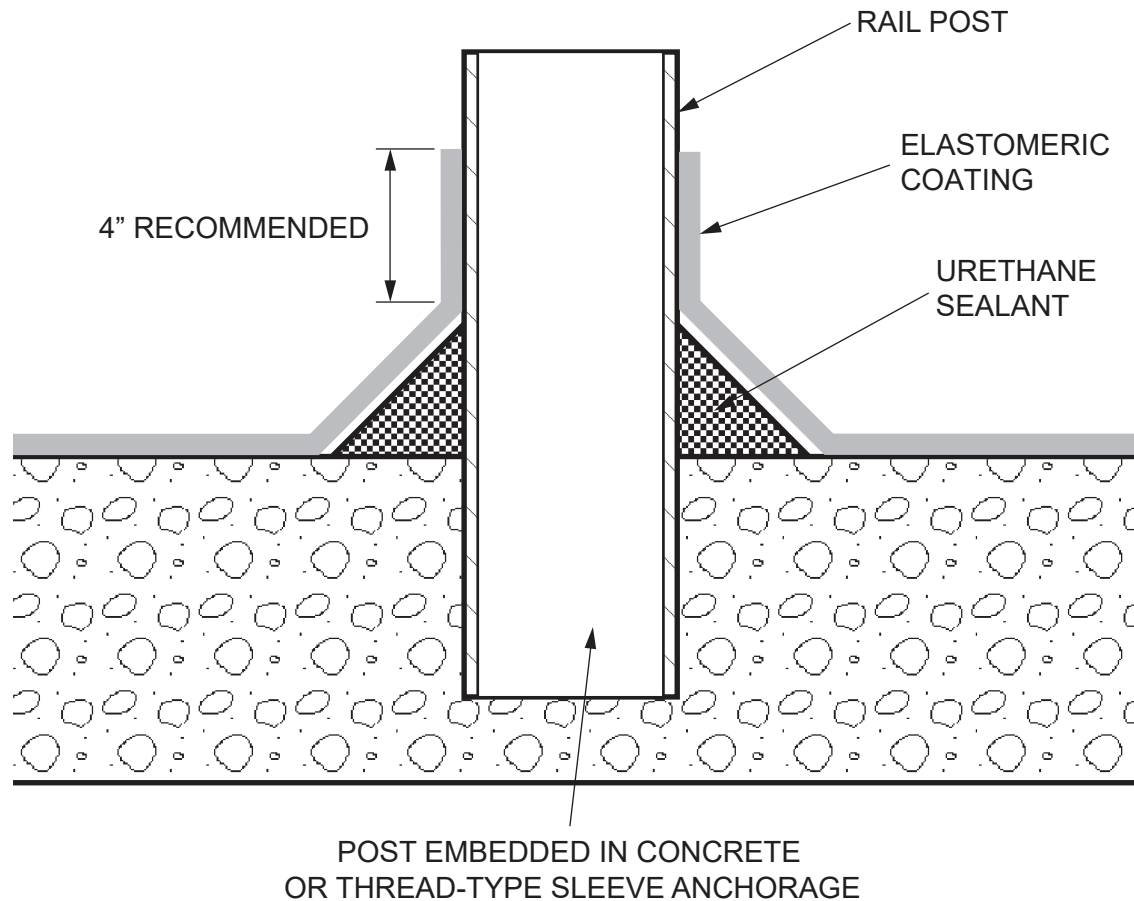
NTS

Date:

04/01/2020

Drawing/Index No.

WPDC_through-slab-04012020



Note: This detail is utilized in the specification and design of fluid-applied waterproofing, in both new and retrofit applications. It is provided to show a generally recommended procedure for dealing with the condition shown. It will not and cannot provide a specific solution for every condition likely to be encountered in field application. Where field conditions differ, the use of applicable portions of the detail shown or its adaptation by an experienced and conscientious applicator should result in a quality project.



2728 Empire Central
Dallas, Texas 75236
(214)-353-1600
www.neogard.com

Project:

Vertical Projection

Drawn by:
K. Kirby

Scale:
NTS

Date:
04/01/2020

Drawing/Index No.
WPDC_vert-proj-04012020